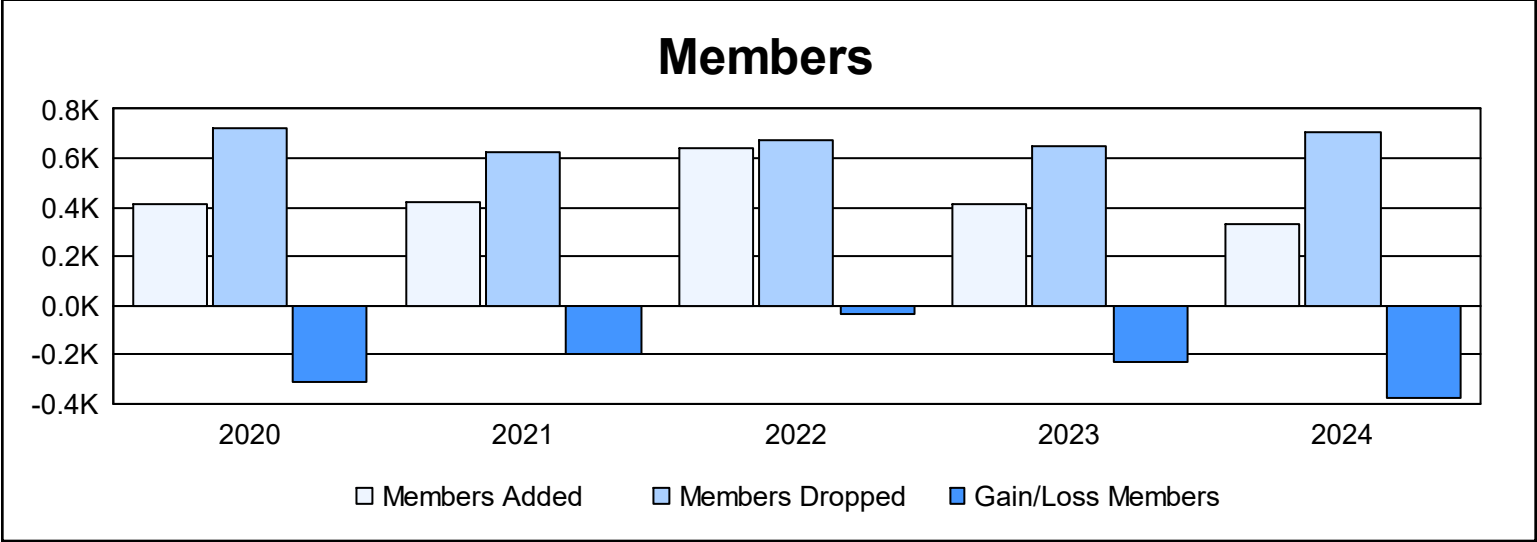
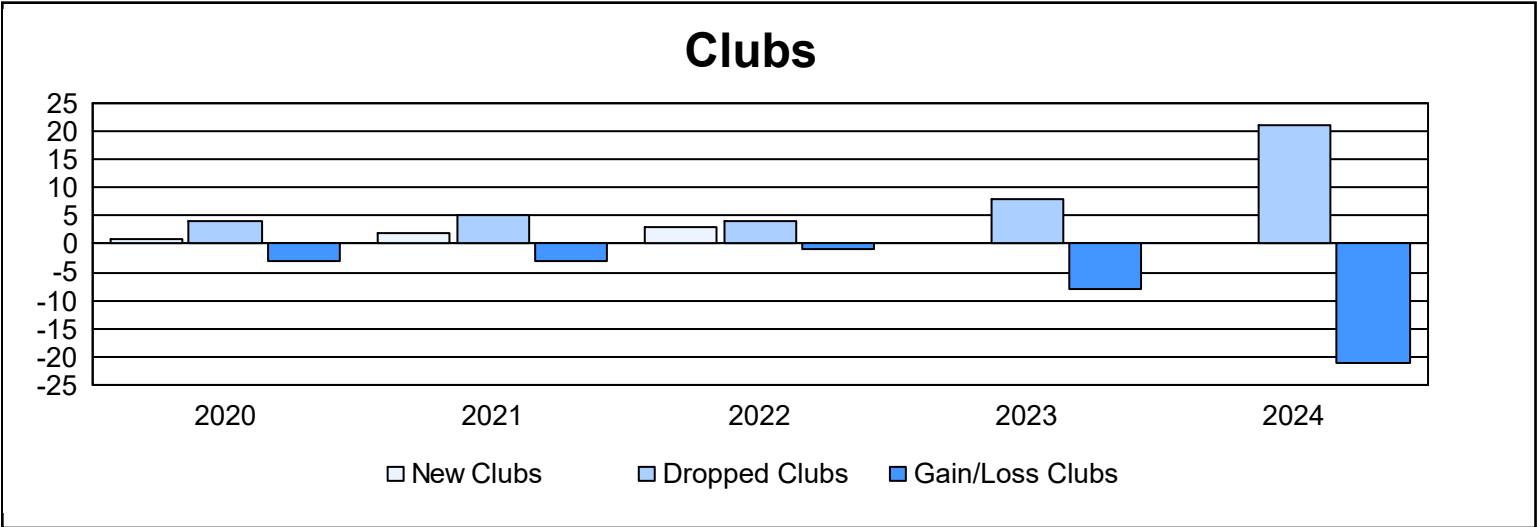
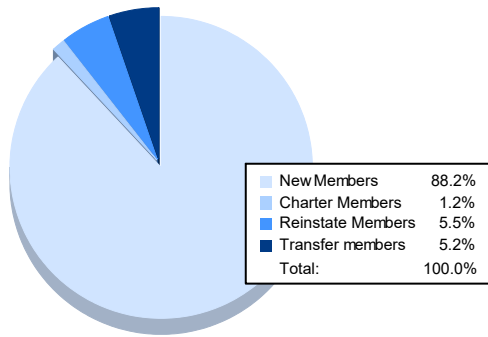


Year	New Clubs	Dropped Clubs	Gain/ Loss Clubs	New Members	Charter Members	Reinstate Members	Transfer Members	Total Member Added	Total Members Dropped	Gain/ Loss Members
2019-2020	1	4	-3	289	37	37	48	411	721	-310
2020-2021	2	5	-3	339	35	33	17	424	621	-197
2021-2022	3	4	-1	495	98	22	23	638	671	-33
2022-2023	0	8	-8	360	6	28	19	413	645	-232
2023-2024	0	21	-21	291	4	18	17	330	710	-380
Average	1	8	-7	355	36	28	25	443	674	-230



### Membership Composition June 2024 Cumulative



### Gender Composition June 2024 Cumulative

